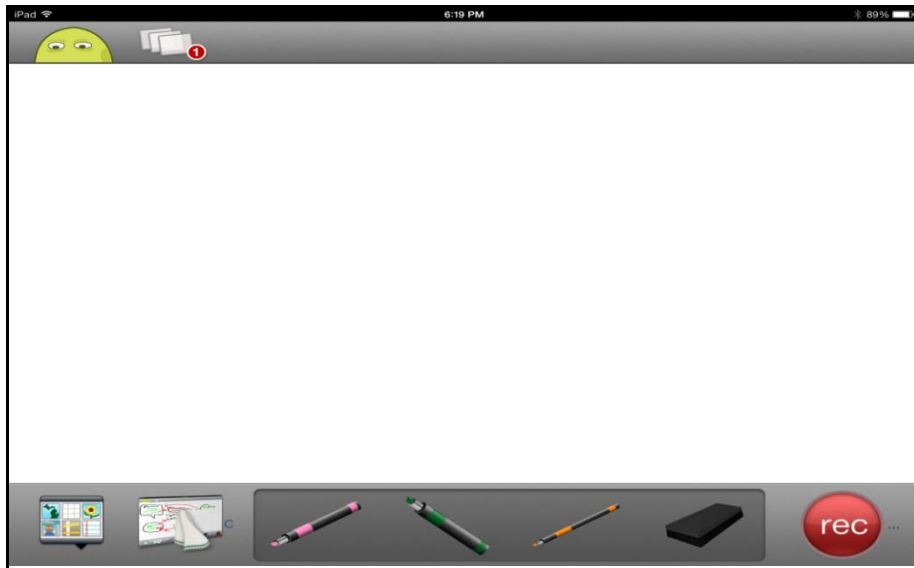


Simple & Easy ScreenCasts / Videos for Teaching & Learning

Screen Chomp is exciting and engaging for Students!

<http://www.youtube.com/watch?v=5YzPvR0BB4I>



Create a simple *ScreenChomp* then save it to later share **via Email**.

Download *ScreenChomp* from App Store **Install:** *ScreenChomp* App (ScreenCast / Video)

Tap: White Pages allow viewing of saved videos & this is where to *view saved videos later*.

Tools: *Background* – *Erase All* – *Hold Pens* – *Eraser* a drawing – *Clear All* – *Record*

Draw: Smiley Face use finger & a variety of colors & pen sizes & words. *Just Have Fun!!!*

Tap: *Record*  **Must Wait** for *3 seconds* then say a few words **then Tap:**  or 

Pause Button  allows more audio to be added & **Stop Button**  allows for *Saving*.

After pressing **Stop** a *preview* of video appears, **Note** *trash can* on left to **delete screencast**.

Tap (?) at top to *name* your Video **and** read message **then Tap** Share to save *as private*.

After a video has been saved to *White Pages* (top left), **Tap:** *White Pages* to preview video.

To delete from White Pages *swipe to right of name* (**Tap: Delete**) *another way to delete*.

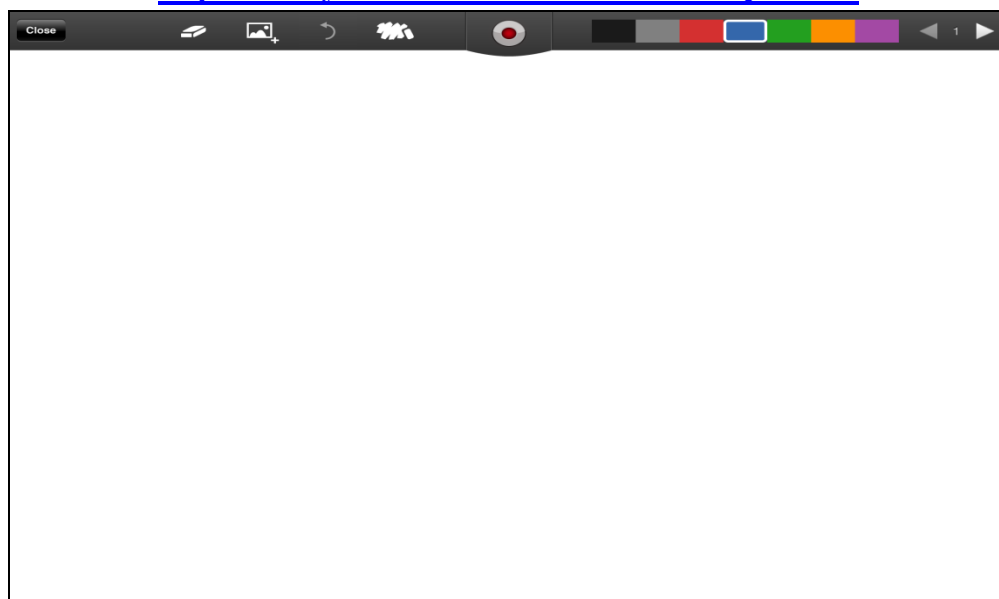
After saving Video, **Tap** it in *White Pages* then **Note:** at bottom  *to share via Email*.

Thomas (Tom) Love – 21CLS Online Instructor – Technology Driven Classrooms: TDC/NDC

Simple & Easy ScreenCasts / Videos for Teaching & Learning

ShowMe is exciting and engaging for Students!

<http://www.youtube.com/watch?v=OErJZQRD2Cc>





Create a simple *ShowMe* then save it to later share **via Email**.

Download *Show Me* from App Store **Install:** *Show Me* App (Screencast / Video)

Tap: *Create* or *Create new ShowMe* – for a white board to appear to create a screencast.

Note: Tools (at top): *Eraser, Insert Photo, Undo, Clear Dwg or Clear All then Colors*

Draw: Smiley Face use finger **use a variety of colors and** write some words. *Have Fun!!!*

Tap: *Record*  Wait **2 to 3** seconds **then** say a few words **Tap:**  **then** *Save ShowMe*.

Pause Button allows more audio or images to be added & **Stop Button** allows for Saving.

After preview, **Note:** Delete Button **and** Save Button at the bottom **also** Cancel at top!!!

When asked enter a name: **then Tap:** Next Choose a Topic (*Just for fun any topic!*)

Eventually ShowMe will *categorize* video & will allow you to **Tap:** *I'm done* to save it.

Saved Videos/Screencasts appear on *Opening Page* of ShowMe **then** you can create more

or Tap: *Explore* to see a vast array of *ShowMes* that have been saved by fellow teachers.

To delete unwanted videos hold *any of them* (as with apps) & “X” will appear Tap to delete.

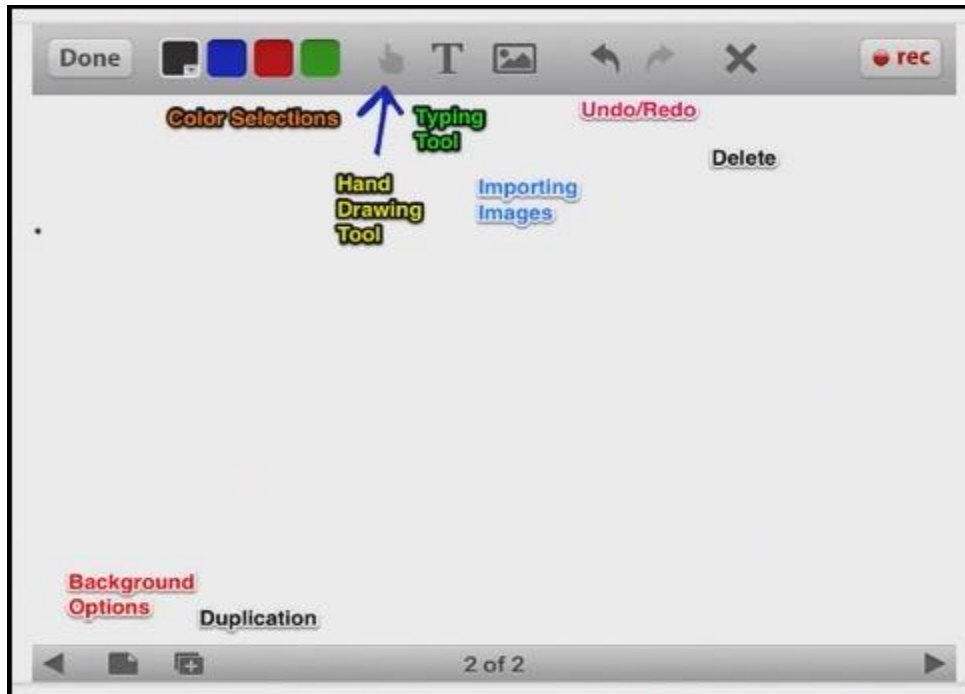
Categorized ShowMe have a **Gear** at top right: **Tap:** *Gear* & **Tap:** *Private* & **Tap:** *Email*.

Thomas (Tom) Love – 21CLS Online Instructor – Technology Driven Classrooms: TDC/NDC

Educreation is exciting and practical for Teachers!

<http://www.youtube.com/watch?v=oer20QtZdMo>

Note: *Educreation* has *more creation tools* and at bottom *multiple pages*.



Explain Everything is exciting and practical for Teachers!

<http://www.youtube.com/watch?v=Lzt98h7uD9E>

Note: *Explain Everything* has *more creation tools* and at bottom *multiple pages*.

